

**Part C. Demographic Information** - For the final part of the survey we would like to ask some questions about you. These questions help to ensure that our sample survey is representative of the population. All the information you provide is completely confidential.

19. Please indicate the (primary operator's) gender. Male 87% Female 13%

20. How many years have you lived in Wyoming? 48 years (ave).

21. Please indicate your current age (primary operator):

25-34	0.9%	45-49	15.9%	55-59	14.2%	65-69	15.9%
35-44	9.7%	50-54	16%	60-64	7.1%	70 or older	20.4%

22. Please circle/write-in the responses below to indicate your level of formal education.

	Number of years completed	Degree Obtained
High School	1, 2, 3, over 4 (ave 4)	GED, H.S. Diploma
Vocational	1, 2, 3, 4, 5, 6, 7, 8, 9, 10, over 10 (ave 3)	Describe:
College	1, 2, 3, 4, 5, 6, 7, 8, 9, 10, over 10 (ave 4)	A.A., B.S., M.S., PhD Other (list):
Other	1, 2, 3, 4, 5, 6, 7, 8, 9, 10, over 10 (ave 6)	Describe:

23. Do you have access to the internet? (please mark all that apply)

No Access	29%	Home Access	51%	Other (specify) 2%
Work Access	15%	Local School	3%	

24. Are you and/or your spouse employed off farm? Please indicate the percentage of your total household income that is from off farm employment and whether this employment is full-time or part-time.

	Full-Time Percent	Part-Time Percent
You	71% (ave)	24% (ave)
Spouse	59% (ave)	24% (ave)

25.

Producer input is crucial to interpreting the data from this survey. Would you be willing to be contacted by the University of Wyoming Department of Agriculture and Applied Economics? To verify the findings of the survey.

If so, USDA-NASS will provide them your name and contact information when you sign and date below. **Thank You.**

Signature 50.4% No, 49.6% Yes Date \_\_\_\_\_

26. Are there any other comments or suggestions you would like to share with us for this survey? (please write your comments below)

Question 19. **Please indicate the (primary operator's) gender.**

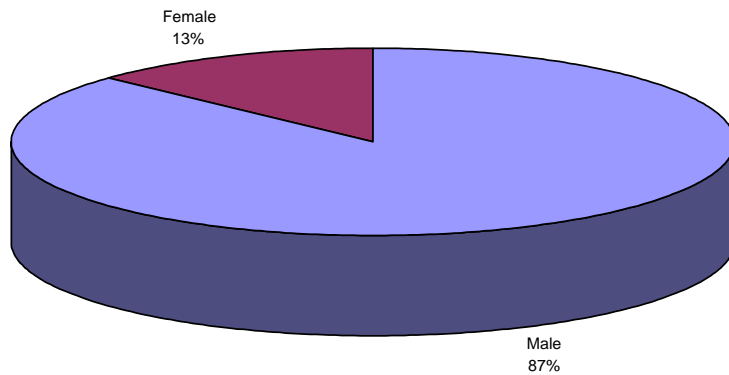


Figure 14. Gender of Respondents (total response of 74)

Question 20. **How many years have you lived in Wyoming?**

Table 9. Descriptive Statistics of the number of years the beef cattle producers have lived in Wyoming.

	<b>Years</b>
<b>Average</b>	48
<b>Max</b>	99
<b>Min</b>	3
<b>Standard Deviation</b>	20.35
<b># of Responses</b>	115

Question 21. **Please indicate your current age (primary operator):**

Table 10. Frequencies of responses in each age group. (total responses = 113)

	<b>Percent</b>
<b>25-34</b>	0.9
<b>35-44</b>	9.7
<b>45-49</b>	15.9
<b>50-54</b>	16
<b>55-59</b>	14.2
<b>60-64</b>	7.1
<b>65-69</b>	15.9
<b>70 or older</b>	20.4

Question 22. **Please circle/write-in the responses below to indicate your level of formal education.**

Table 11. Frequencies of respondent's education level and average number of years completed for each.

	<b>Frequencies</b>	<b>Average Number of Years Completed</b>
<b>High School</b>	94	4
<b>Vocational</b>	9	3
<b>College</b>	51	4
<b>Other</b>	5	6

Question 23. **Do you have access to the internet? (Please mark all that apply)**

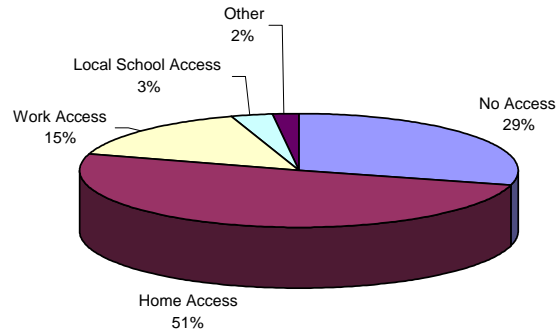


Figure 15. Percent of Respondents Access to the Internet (total response of 125)

Question 25. **Contact Signature (Yes or No)**

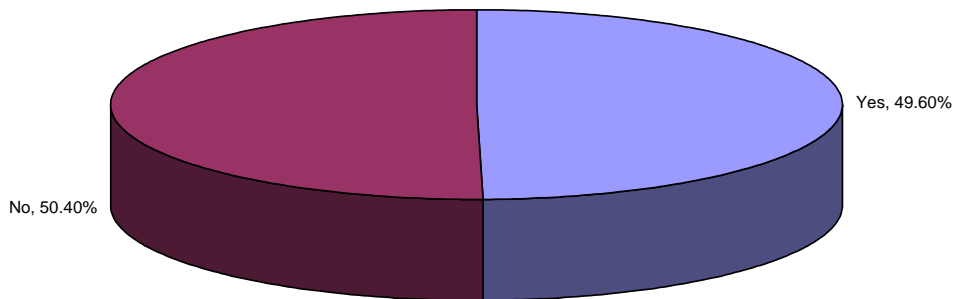


Figure 16. Respondents Permission to be Contacted with Signature (signature = Yes or no signature = No)